

# Technical details



### Factory applied micro-porous coatings provide maximum protection with minimal maintenance

Factory painting prior to assembly best protects timber from moisture absorption and is essential for longevity. All our products receive a base coat of timber preservative, then a primer coat, followed by two coats of micro-porous paint. Broadly speaking one should expect our coatings to last from five to eight years without the need for re-treatment. Redecoration itself is a very simple task as there is no sanding down or preparation required. An average window should take about thirty minutes to re-decorate.



### Internal beads for security

Glass is fitted from room side to prohibit would be intruders from gaining entry by removing the glass.

### Neat, coloured silicone seals

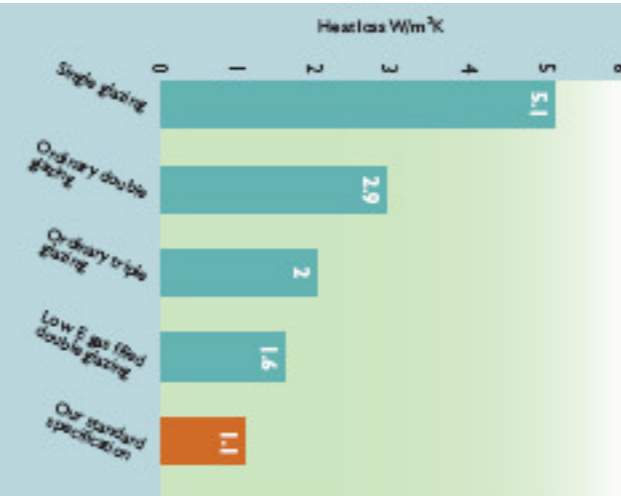

Purpose-made grooves are provided internally and externally to receive the silicone necessary to protect against water ingress. Appropriate coloured or clear silicone is factory applied to guarantee a perfect, unobtrusive seal.

### Rebated glazing beads eliminate unsightly gaps between the frame and bead

In conventional timber systems paint is prone to cracking at the point where the bead meets the window frame. By rebating the glazing bead over the sash we conceal the joint and guard against these unattractive lines.

### Multi-layer timber sections with opposing grains, balances warping and combats twisting

The use of multi-layer timber is long established in Britain for long span timber structures in demanding environments such as swimming pools and bridges. In common use on the continent, but very rare in Britain is its use for window and door sections. This multi-layer structure is particularly effective in resisting warping and twisting as the opposing grains even out natural moisture movement. It is the twisting of timber during wet weather, more than the swelling itself, which causes windows and doors to stick. Multi-layer timber sections are used as standard throughout our range.



### Glazing units almost twice as effective as ordinary double glazing

All products are glazed as standard with double-glazed units which incorporate an enhanced thermally insulating glass to provide an extremely low U-value. We further improve the efficiency of the unit by filling the cavity with argon gas and using low conductivity spacer bars to minimise edge losses. The result is a 1.1 W/m²K centre pane U-value. This means an 80% increase in energy savings compared to single glazing, and a 45% increase in energy savings compared to ordinary double glazing.

### Exceptional optical clarity



Advanced glass technology not only provides enhanced thermal performance but also much improved clarity of appearance, particularly compared to traditional hard coated low e glasses. High light transmittance (77%) maximises the entry of natural light into the home.

### Warm edge spacer bars

Low conductivity spacer bars further help to minimise heat loss and combat condensation levels on the inner pane.


### Drainage and ventilation channels help prevent double glazing from misting

Drainage and ventilation channels protect against the failure of double glazed units which occurs in conventional systems when glazing units are allowed to sit in water that has become trapped within the frame.



### Security

Windows are fitted with advanced security locks which wrap around every opener, engaging bolts in multiple points around the sash. Doors are fitted with multi-point locking mechanisms featuring hook bolts and deadlocks to Association of British Insurers Approved standards.



# Guarantees

